


Product Test Report



Product Name	LV-67X
Product Version	A
Issued Date	2018.09.21
Report Edition	1.0
BIOS Version	1.0
Testing Engineer	Perry
Check Engineer	Daniel

REVISION HISTORY			
DATE	REVISION NO.	PAGE	DESCRIPTONS
2018.09.21	Ver. 1.0	74	Initial Release

Index

1. Function test	3
1.1 Hardware functions.....	3
1.2 BIOS function	4
1.3 Driver	5
2. Compatibility test	6
2.1 CPU Test.....	6
2.2 Memory Test	6
2.3 CRT Graphic Quality Test.....	7
2.4 DVI Graphic Quality Test	8
2.5 HDMI Graphic Quality Test	9
2.6 Display Port Graphic Quality Test	10
2.7 Audio	11
2.8 HDD Test	11
2.9 DVD-ROM Test	12
2.10 USB Test.....	13
2.11 Serial Port Test	14
2.12 PS2 Keyboard 、 Mouse Test.....	14
2.13 LAN Test.....	15
2.14 Power Supply Test	15
2.15 OS Install	16
2.16 PCI Express Mini Card.....	16
3. Environmental test	17
3.1 Temperature Test.....	17
3.2 Thermal measurements at various points on the board	20
4. Reliability Test	22
4.1 Power Consumption Test	22
5. Performance Test	27
5.1 3D MARK(2003 、 2005).....	27
5.2 3D MARK2006.....	32
5.3 3D MARK VANTAGE.....	37
5.4 3D MARK 11	40
5.5 3D MARK	45
5.6 PC MARK2005.....	49
5.7 PC MARK 7.....	54
5.8 PC MARK10.....	59

5.9 PerformanceTest 9.0	64
5.10 Storage Performance	69

1. Function test

1.1 Hardware functions

Base Function Test

Item	Description	Result
1	Power Button	PASS
2	Reset	PASS
3	Power LED	PASS
4	HDD LED	PASS
5	CPUFAN	PASS
6	SYSFAN	PASS
7	AUDIO	PASS
8	CN_AUDIO	PASS
9	LAN1	PASS
10	LAN2	PASS
11	DDR4 A/B	PASS
12	SATA3-1/2/3	PASS
13	USB3.0 1/2/3/4	PASS
14	CN_USB2-1/2	PASS
15	CN_USB3-1	PASS
16	COM 1/2	PASS
17	COM 3/4/5/6	PASS
18	CN_PS2	PASS
19	DVI	PASS
20	HDMI	PASS

21	Display Port	PASS
22	CN_CRT	PASS
23	LVDS	PASS
24	MINI_CRAD1	PASS
25	MINI_CRAD2	PASS
26	PCIEX16	PASS

Jumper

Item	Description	Result
1	JRTC	PASS
2	JAT	PASS
4	JP1	PASS
5	JP2	PASS
6	JCSEL1	PASS
7	JCSEL2	PASS
8	JCSEL3	PASS
9	JCSEL4	PASS
10	JVUSB	PASS
11	JMSATA	PASS

1.2 BIOS function

Item	Description	Result	Remark
1	Press 'Del' to run Setup Utility	PASS	
2	Ctrl-Alt-Del – Soft-Reboot	PASS	
3	Save & Exit Setup	PASS	
4	Date & Time Setting	PASS	

Item	Description	Result	Remark
5	Selection Language	PASS	
6	Numlock	PASS	
7	Active Processor Cores	PASS	
8	Hyper-Threading	PASS	
9	Channel A&B DIMM Control	PASS	
10	LCD Control	PASS	
11	HD Audio	PASS	
12	Wake On LAN	PASS	
13	LVDS Configuration	PASS	
14	COM Port 1~6	PASS	
15	Keyboard Controller	PASS	
16	Power Loss	PASS	
17	Watch Dog Timer	PASS	
18	Auto Wake on S5	PASS	
19	iAMT	PASS	

1.3 Driver

CD edition : IPCI1-2.0

1. Windows 10 64 bit Driver Test

Item	Description	Result	Version
1	Chipset Driver	PASS	
2	VGA Driver	PASS	24.20.100.6194
3	Audio Driver	PASS	6.0.1.8036
4	LAN Driver	PASS	I219LM:12.17.10.7 I210: 12.15.184.0

2. Compatibility test

2.1 CPU Test

Test environment: OS Windows 10 64bit

Test program : PC MARK05 & BurnIn Test8.1

Spec	CPU Speed	Family	Processor	MAX TDP	Smart Cache	Result
SR3QS	3.2GHz	CORE	i7-8700	65W	12 MB	PASS
SR3XE	3GHz	CORE	i5-8500	65W	9 MB	PASS
SR3N5	3.6GHz	CORE	i3-8100	65W	6MB	PASS
SR3X9	3.7GHz	Pentium Gold	G5400	58W	4MB	PASS
SR3W4	3.1GHz	Celeron	G4900	54W	2MB	PASS

2.2 Memory Test

Test environment: OS Windows 10 64bit

Test program : PC MARK05 & BurnIn Test8.1 & MemTest64
& MemTest86+

Manufacturer	Chip	Frequency	Capacity Mbytes	Memory test Source
Kingston KVR26N19D8/16	Micron 7RH45D9VHP 7RH75D9VHP 7UH75D9VHP	DDR4 2666	16 GB	PASS
Kingston KVR26N19S8/8	Micron 7VH75D9VHP	DDR4 2666	8 GB	PASS
DSL D4US1G082SH26A-C	SEC 816 K4A8G085WC -BCTD	DDR4 2666	16 GB	PASS
DSL D4US1G081SH26A-C	SEC 816 K4A8G085WC -BCTD	DDR4 2666	8 GB	PASS

DSL D4US12161SH26A-C	SEC 816 K4A8G085WC -BCTD	DDR4 2666	4 GB	PASS
Crucial CT16G4DFD8266.C16 FD1	Micron 8DD45C9BGT 8MD75C9BGT	DDR4 2666	16 GB	PASS
Crucial CT8G4DFS8266.C8F D1	Micron 8MD75C9BJF	DDR4 2666	8 GB	PASS

2.3 CRT Graphic Quality Test

Test environment: OS Windows 10 64bit

Driver version : 24.20.100.6194

Resolution	Color	Result	Remark
800 x 600	32bit	PASS	
1024 x 768	32bit	PASS	
1152 x 864	32bit	PASS	
1280 x 600	32bit	PASS	
1280 x 720	32bit	PASS	
1280 x 768	32bit	PASS	
1280 x 800	32bit	PASS	
1280 x 960	32bit	PASS	
1280 x 1024	32bit	PASS	
1360 x 768	32bit	PASS	
1366 x 768	32bit	PASS	
1400 x 1050	32bit	PASS	
1440 x 900	32bit	PASS	
1600 x 900	32bit	PASS	
1600 x 1200	32bit	PASS	

1680 x 1050	32bit	PASS	
1920 x 1080	32bit	PASS	

2.4 DVI Graphic Quality Test

Test environment: OS Windows 10 64bit

Driver version : 24.20.100.6194

Resolution	Color	Result	Remark
800 x 600	32bit	PASS	
1024 x 768	32bit	PASS	
1152 x 864	32bit	PASS	
1280 x 600	32bit	PASS	
1280 x 720	32bit	PASS	
1280 x 768	32bit	PASS	
1280 x 800	32bit	PASS	
1280 x 960	32bit	PASS	
1280 x 1024	32bit	PASS	
1360 x 768	32bit	PASS	
1366 x 768	32bit	PASS	
1400 x 1050	32bit	PASS	
1440 x 900	32bit	PASS	
1600 x 900	32bit	PASS	
1680 x 1050	32bit	PASS	
1920 x 1080	32bit	PASS	

2.5 HDMI Graphic Quality Test

Test environment: OS Windows 10 64bit

Driver version : 24.20.100.6194

Resolution	Color	Result	Remark
800 x 600	32bit	PASS	
1024 x 768	32bit	PASS	
1152 x 864	32bit	PASS	
1280 x 600	32bit	PASS	
1280 x 720	32bit	PASS	
1280 x 768	32bit	PASS	
1280 x 800	32bit	PASS	
1280 x 960	32bit	PASS	
1280 x 1024	32bit	PASS	
1360 x 768	32bit	PASS	
1366 x 768	32bit	PASS	
1400 x 1050	32bit	PASS	
1440 x 900	32bit	PASS	
1600 x 900	32bit	PASS	
1680 x 1050	32bit	PASS	
1920 x 1080	32bit	PASS	
3840 x 2160	32bit	PASS	

2.6 Display Port Graphic Quality Test

Test environment: OS Windows 10 64bit

Driver version : 24.20.100.6194

Resolution	Color	Result	Remark
800 x 600	32bit	PASS	
1024 x 768	32bit	PASS	
1152 x 864	32bit	PASS	
1280 x 600	32bit	PASS	
1280 x 720	32bit	PASS	
1280 x 768	32bit	PASS	
1280 x 800	32bit	PASS	
1280 x 960	32bit	PASS	
1280 x 1024	32bit	PASS	
1360 x 768	32bit	PASS	
1366 x 768	32bit	PASS	
1400 x 1050	32bit	PASS	
1440 x 900	32bit	PASS	
1600 x 900	32bit	PASS	
1600 x 1050	32bit	PASS	
1920 x 1080	32bit	PASS	
3840 x 2160	32bit	PASS	

2.7 Audio

Test environment: OS Windows 10 64-bit

Driver version : 6.0.1.8036

Item	Description	Result	Remark
1	2.1CH	PASS	
2	Microphone	PASS	
3	LINE	PASS	

OS Ubuntu 16.04 / 18.04

Item	Description	Result	Remark
1	2.1CH	PASS	

OS Fedoro 28 Workstation

Item	Description	Result	Remark
1	2.1CH	PASS	

2.8 HDD Test

Test environment:

OS Windows 10 64bit

Test program : PC MARK05 & BurnIn Test8.1 & CrystalDiskMark

HDD Model	Interface	Capacity	HDD Size Detect	HDD Data Transfer	HDD LED Check
INTEL SSDSC2BW240A4	SSD	240 GB	PASS	PASS	PASS
TOSHIBA DT01ACA200	HDD	2TB	PASS	PASS	PASS
WD 10EALX	HDD	1 TB	PASS	PASS	PASS
WD 10EADS	HDD	1 TB	PASS	PASS	PASS
WD 800BEVS	HDD	80 GB	PASS	PASS	PASS
Kingston DT100G3/32GB	USB	32 GB	PASS	PASS	PASS

Kingston DT Hyper X 3.0	USB	63 GB	PASS	PASS	PASS
Crucial_CT 120M500SSD	mSATA	120 GB	PASS	PASS	PASS

2.9 DVD-ROM Test

Test environment:

OS Windows 10 64bit

DVD-ROM Model	Interface	DVD-ROM Detect	DVD-ROM Data Transfer	Play DVD
PIONEER DVD DVR-219L	SATA	PASS	PASS	PASS
ASUS DRW-2D1ST a	SATA	PASS	PASS	PASS
ASUS DRW-1814BLT	SATA	PASS	PASS	PASS
LITEON iHES312-33 3	SATA	PASS	PASS	PASS
Transcend DVD TS8XDVDS-K	USB	PASS	PASS	PASS
LITEON DVD eTAU108	USB	PASS	PASS	PASS
PIONEER DVD DVR-XD11T	USB	PASS	PASS	PASS
ZYNET GT32N A201	USB	PASS	PASS	PASS

2.10 USB Test

1. Windows 10 64-bit

Item	Result	Remark
External USB Keyboard Test	PASS	
External USB Mouse Test	PASS	
Hot plugging test	PASS	
DVD-ROM	PASS	
USB Mass storage	PASS	

2. Ubuntu 16.04 / 18.04

Item	Result	Remark
External USB Keyboard Test	PASS	
External USB Mouse Test	PASS	
Hot plugging test	PASS	
DVD-ROM	PASS	
USB Mass storage	PASS	

3. Fedora 28 Workstation

Item	Result	Remark
External USB Keyboard Test	PASS	
External USB Mouse Test	PASS	
Hot plugging test	PASS	
DVD-ROM	PASS	
USB Mass storage	PASS	

2.11 Serial Port Test

1. Windows 10 64-bit

Item	Description	Result	Remark
1	Device Manager Check	PASS	
2	RS-232 Mouse Test	PASS	

2.12 PS2 Keyboard 、 Mouse Test

1. Windows 10 64-bit

Item	Description	Result	Remark
1	Device Manager Check	PASS	
2	Keyboard Typing Test	PASS	
3	Mouse Detect Test	PASS	

2. Ubuntu 16.04 / 18.04

Item	Description	Result	Remark
1	Device Manager Check	PASS	
2	Keyboard Typing Test	PASS	
3	Mouse Detect Test	PASS	

3. Fedora 28 Workstation

Item	Description	Result	Remark
1	Device Manager Check	PASS	
2	Keyboard Typing Test	PASS	
3	Mouse Detect Test	PASS	

2.13 LAN Test

Data Transfer Test environment:

-CAT 6 UTP 100M

-8 HR. continuous

1. Windows 10 64-bit

Item	Description	Result	Remark
1	Device Manager Check	PASS	(IPERF)
2	Data Transfer Test	PASS	(IPERF)

2. Ubuntu 16.04 / 18.04

Item	Description	Result	Remark
1	Device Manager Check	PASS	

3. Fedora 28 Workstation

Item	Description	Result	Remark
1	Device Manager Check	PASS	

2.14 Power Supply Test

Item	Type	Description	Result	Remark
1	ATX Power	Thermaltake TR2-450AH2NCB	PASS	
2	ATX Power	SEED BS400	PASS	
3	ATX Power	Seasonic SS-520GB 520W	PASS	
4	ATX Power	AcBel PC7008 430W	PASS	

2.15 OS Install

Item	Description	Result	Remark
1	Windows 10 64 bit	PASS	
2	Ubuntu 16.04 (ubuntu-16.04.5-desktop-amd64)	PASS	
3	Ubuntu 18.04 (ubuntu-18.04.1-desktop-amd64)	PASS	
4	Fedora 28 (Fedora-Workstation-Live-x86_64-28-1.1)	PASS	

2.16 PCI Express Mini Card

Motherboard	PCI Express mini card	Result	Remark
LV-67X	MPX-210D	PASS	Only Mini Card2 (Have to change PCH SINK)
	MPX-210D2	PASS	Only Mini Card2 (Have to change PCH SINK)
	MPX-574D	PASS	Only Mini Card2
	MPX-574D2	PASS	Only Mini Card2
	MPX-350	PASS	Only Mini Card2
	MPX-4232	PASS	Only Mini Card2
	MPX-2213	PASS	Only Mini Card2
	MPX-643 (EOL)	PASS	Only Mini Card2
	MPX-954	PASS	Only Mini Card2 Needs driver for Win10
MPX-954E (EOL)	PASS	Only Mini Card2 Needs driver for Win10	

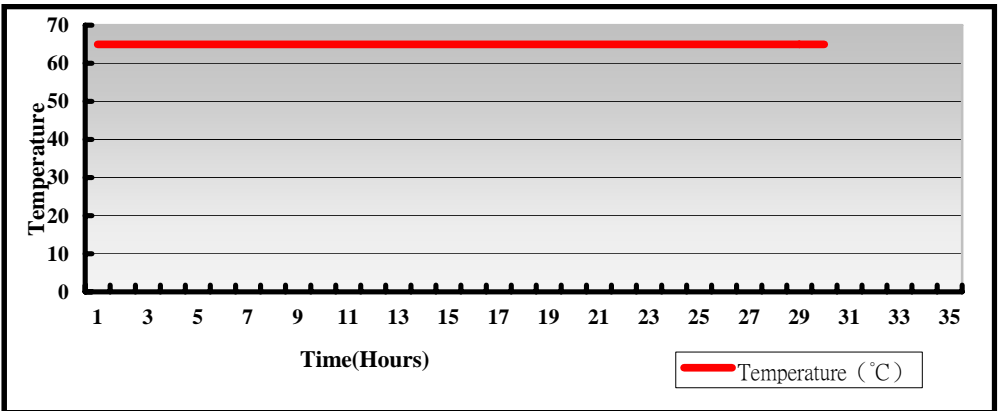
3. Environmental test

3.1 Temperature Test

Hardware Device list:

System Board	LV-67X
CPU	Intel(R) Core(TM) i7-8700 3.2GHz
Memory	Kingston KVR26N19D8/16*2 (Micron 7RH45D9VHP)
HDD	INTEL SSDSC2BW240A4 240GB
Operating OS	Windows 10 64bit
Test Equipment	GIANT FORCE GTH-150-60-SP-AR LCD-9530 Programmer/Controller
Test Program	3DMark06 + Prime95

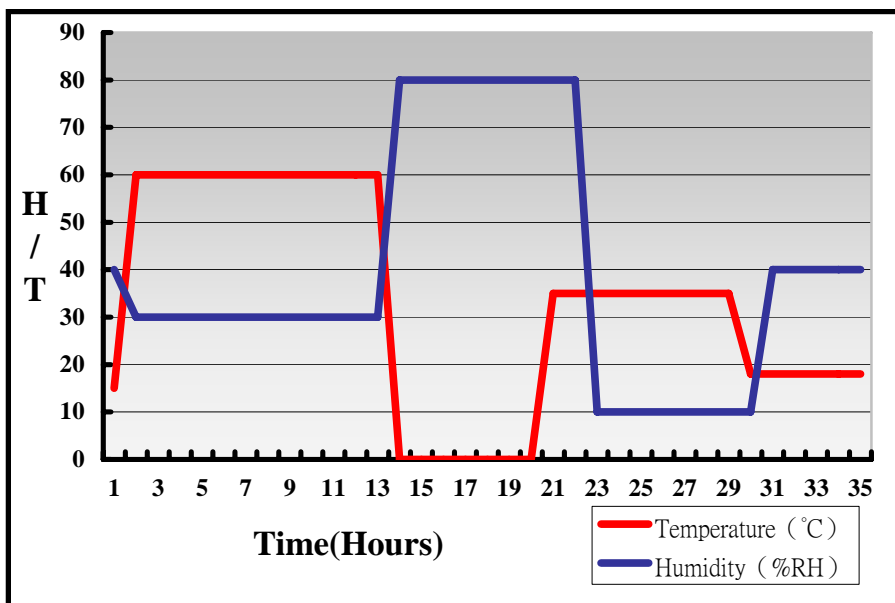
Test Result:



Hardware Device list:

System Board	LV-67X
CPU	Intel(R) Core(TM) i7-8700 3.2GHz
Memory	Kingston KVR26N19D8/16*2 (Micron 7RH45D9VHP)
HDD	INTEL SSDSC2BW240A4 240GB
Operating OS	Windows 10 64bit
Test Equipment	GIANT FORCE GTH-150-60-SP-AR LCD-9530 Programmer/Controller
Test Program	3DMark06 + Prime95

Test Result:



Boot up Test:

Hardware Device list:

System Board	LV-67X
CPU	Intel(R) Core(TM) i7-8700 3.2GHz
Memory	Kingston KVR26N19D8/16*2 (Micron 7RH45D9VHP)
HDD	INTEL SSDSC2BW240A4 240GB

Temperature	Result	Remark
-40°C	PASS	50 Times
80°C	PASS	50 Times



3.2 Thermal measurements at various points on the board

Test Environment:

CPU	Intel(R) Core(TM) i7-8700 3.2GHz
Memory	Kingston KVR26N19D8/16*2 (Micron 7RH45D9VHP)
HDD	INTEL SSDSC2BW240A4 240GB
Power	Thermaltake TR2-450AH2NCB
Operating System	Windows 10 64-bit
Test Program	3DMARK06+Prime95

Test Result:

Item	Environmental temperature	25°C
1	CPU	68°C
2	PCH (Q370)	35.3°C
3	U1	59.2°C
4	U3	58.8°C
5	U12	50.1°C
6	U46	40.5°C
7	C498 & C499	68.4°C
8	C326 & C336	50.4°C
9	Q8 & Q9	101.8°C
10	Q17	62.8°C



4. Reliability Test

4.1 Power Consumption Test

1. Test Environment:

Motherboard	LV-67X
CPU	Intel(R) Core(TM) i7-8700 3.2GHz
Memory	Kingston KVR26N19S8/8 8GB*2 (Micron 7VH75D9VHP)
HDD	INTEL SSDSC2BW240A4 240GB

Power Supply: SEED BS400

Voltage	MS-DOS Boot up		Windows 10 64bit 3DMARK 2006 + Prime95	
	Current (A)	Power (W)	Current (A)	Power (W)
12V	1.41	16.92	10.01	120.12
5V	1.15	5.75	2.71	13.55
3.3V	0.55	1.815	0.55	1.815
5VSB	0.52	2.6	0.003	0.015

1. a. Test Environment:

The same as above but with LCD

Display Panel	LTM170EH-L01 17”LCD
----------------------	----------------------------

Power Supply: SEED BS400

Voltage	MS-DOS Boot up		Windows 10 64bit 3DMARK 2006 + Prime95	
	Current (A)	Power (W)	Current (A)	Power (W)
12V	2.42	29.04	10.96	131.52
5V	1.51	7.55	3.17	15.85
3.3V	0.69	2.277	0.69	2.277
5VSB	0.52	2.6	0.003	0.015

2. Test Environment:

Motherboard	LV-67X
CPU	Intel(R) Core(TM) i5-8500 3.0GHz
Memory	Kingston KVR26N19S8/8 8GB*2 (Micron 7VH75D9VHP)
HDD	INTEL SSDSC2BW240A4 240GB

Power Supply: SEED BS400

Voltage	MS-DOS Boot up		Windows 10 64bit 3DMARK 2006 + Prime95	
	Current (A)	Power (W)	Current (A)	Power (W)
12V	1.24	14.88	8.14	97.68
5V	1.16	5.8	2.78	13.9
3.3V	0.55	1.815	0.55	1.815
5VSB	0.53	2.65	0.007	0.035

2. a. Test Environment:

The same as above but with LCD

Display Panel	LTM170EH-L01 17"LCD
----------------------	----------------------------

Power Supply: SEED BS400

Voltage	MS-DOS Boot up		Windows 10 64bit 3DMARK 2006 + Prime95	
	Current (A)	Power (W)	Current (A)	Power (W)
12V	2.22	26.64	9.65	115.8
5V	1.51	7.55	3.12	15.6
3.3V	0.69	2.277	0.69	2.277
5VSB	0.53	2.65	0.002	0.01

3. Test Environment:

Motherboard	LV-67X
CPU	Intel(R) Core(TM) i3-8100 3.6GHz
Memory	Kingston KVR26N19S8/8 8GB*2 (Micron 7VH75D9VHP)
HDD	INTEL SSDSC2BW240A4 240GB

Power Supply: SEED BS400

Voltage	MS-DOS Boot up		Windows 10 64bit 3DMARK 2006 + Prime95	
	Current (A)	Power (W)	Current (A)	Power (W)
12V	1.7	20.4	7.27	87.24
5V	1.35	6.75	2.66	13.3
3.3V	0.55	1.815	0.55	1.815
5VSB	0.53	2.65	0.003	0.015

3. a. Test Environment:

The same as above but with LCD

Display Panel	LTM170EH-L01 17”LCD
----------------------	----------------------------

Power Supply: SEED BS400

Voltage	MS-DOS Boot up		Windows 10 64bit 3DMARK 2006 + Prime95	
	Current (A)	Power (W)	Current (A)	Power (W)
12V	2.42	29.04	7.74	92.88
5V	1.46	7.3	3.03	15.15
3.3V	0.69	2.277	0.69	2.277
5VSB	0.54	2.7	0.001	0.005

4. Test Environment:

Motherboard	LV-67X
CPU	Intel(R) Pentium(R) Gold G5400 3.7GHz
Memory	Kingston KVR26N19S8/8 8GB*2 (Micron 7VH75D9VHP)
HDD	INTEL SSDSC2BW240A4 240GB

Power Supply: SEED BS400

Voltage	MS-DOS Boot up		Windows 10 64bit 3DMARK 2006 + Prime95	
	Current (A)	Power (W)	Current (A)	Power (W)
12V	1.54	18.48	3.79	45.48
5V	1.26	6.3	2.41	12.05
3.3V	0.53	1.749	0.55	1.815
5VSB	0.53	2.65	0.001	0.005

4. a. Test Environment:

The same as above but with LCD

Display Panel	LTM170EH-L01 17"LCD
----------------------	----------------------------

Power Supply: SEED BS400

Voltage	MS-DOS Boot up		Windows 10 64bit 3DMARK 2006 + Prime95	
	Current (A)	Power (W)	Current (A)	Power (W)
12V	2.31	27.72	5.05	60.6
5V	1.46	7.3	2.89	14.45
3.3V	0.69	2.277	0.69	2.277
5VSB	0.53	2.65	0.005	0.025

5. Test Environment:

Motherboard	LV-67X
CPU	Intel(R) Celeron(R) G4900 3.1GHz
Memory	Kingston KVR26N19S8/8 8GB*2 (Micron 7VH75D9VHP)
HDD	INTEL SSDSC2BW240A4 240GB

Power Supply: SEED BS400

Voltage	MS-DOS Boot up		Windows 10 64bit 3DMARK 2006 + Prime95	
	Current (A)	Power (W)	Current (A)	Power (W)
12V	1.31	15.72	2.97	35.64
5V	1.38	6.9	2.32	11.6
3.3V	0.55	1.815	0.55	1.815
5VSB	0.59	2.95	0.005	0.025

5. a. Test Environment:

The same as above but with LCD

Display Panel	LTM170EH-L01 "LCD
----------------------	--------------------------

Power Supply: SEED BS400

Voltage	MS-DOS Boot up		Windows 10 64bit 3DMARK 2006 + Prime95	
	Current (A)	Power (W)	Current (A)	Power (W)
12V	2.11	25.32	4.23	50.76
5V	1.47	7.35	2.93	14.65
3.3V	0.68	2.244	0.68	2.244
5VSB	0.56	2.8	0.008	0.04

5. Performance Test

5.1 3D MARK(2003、2005)

Windows 10 64-bit

Weighted Suite	Test Environment	Result	Remark
3DMARK2003 Scores	Intel(R) Core(TM) i7-8700 3.2GHz Kingston KVR26N19D8/16	PASS	17722
3DMARK2005 Scores	16GB*2 (Micron 7VH75D9VHP) INTEL SSDSC2BW240A4 240GB	PASS	18457

Weighted Suite	Test Environment	Result	Remark
3DMARK2003 Scores	Intel(R) Core(TM) i7-8700 3.2GHz Crucial	PASS	17633
3DMARK2005 Scores	CT16G4DFF8266.C16FD1 16GB*2 INTEL SSDSC2BW240A4 240GB	PASS	18538

Windows 10 64-bit

Weighted Suite	Test Environment	Result	Remark
3DMARK2003 Scores	Intel(R) Core(TM) i5-8500 3.0GHz Kingston KVR26N19D8/16 16GB*2	PASS	16479
3DMARK2005 Scores	(Micron 7VH75D9VHP) INTEL SSDSC2BW240A4 240GB	PASS	17585

Weighted Suite	Test Environment	Result	Remark
3DMARK2003 Scores	Intel(R) Core(TM) i5-8500 3.0GHz Crucial CT16G4DFF8266.C16FD1 16GB*2	PASS	16580
3DMARK2005 Scores	INTEL SSDSC2BW240A4 240GB	PASS	17485

Windows 10 64-bit

Weighted Suite	Test Environment	Result	Remark
3DMARK2003 Scores	Intel(R) Core(TM) i3-8100 3.6GHz Kingston KVR26N19D8/16 16GB*2	PASS	15961
3DMARK2005 Scores	(Micron 7VH75D9VHP) INTEL SSDSC2BW240A4 240GB	PASS	16686

Weighted Suite	Test Environment	Result	Remark
3DMARK2003 Scores	Intel(R) Core(TM) i3-8100 3.6GHz Crucial CT16G4DFF8266.C16FD1 16GB*2	PASS	15936
3DMARK2005 Scores	INTEL SSDSC2BW240A4 240GB	PASS	16642

Windows 10 64-bit

Weighted Suite	Test Environment	Result	Remark
3DMARK2003 Scores	Intel(R) Pentium(R) Gold G5400 3.7GHz Kingston KVR26N19D8/16 16GB*2	PASS	10745
3DMARK2005 Scores	(Micron 7VH75D9VHP) INTEL SSDSC2BW240A4 240GB	PASS	10403

Weighted Suite	Test Environment	Result	Remark
3DMARK2003 Scores	Intel(R) Pentium(R) Gold G5400 3.7GHz Crucial CT16G4DFF8266.C16FD1	PASS	10741
3DMARK2005 Scores	16GB*2 INTEL SSDSC2BW240A4 240GB	PASS	10393

Windows 10 64-bit

Weighted Suite	Test Environment	Result	Remark
3DMARK2003 Scores	Intel(R) Celeron(R) G4900 3.1GHz Kingston KVR26N19D8/16 16GB*2	PASS	10536
3DMARK2005 Scores	(Micron 7VH75D9VHP) INTEL SSDSC2BW240A4 240GB	PASS	10210

Weighted Suite	Test Environment	Result	Remark
3DMARK2003 Scores	Intel(R) Celeron(R) G4900 3.1GHz Crucial	PASS	10549
3DMARK2005 Scores	CT16G4DFF8266.C16FD1 16GB*2 INTEL SSDSC2BW240A4 240GB	PASS	10203

5.2 3D MARK2006

Windows 10 64-bit

Item	Weighted Suite	Test Environment	Result	Remark
1	3DMARK Source	Intel(R) Core(TM) i7-8700 3.2GHz Kingston KVR26N19D8/16 16GB*2 (Micron 7VH75D9VHP) INTEL SSDSC2BW240A4 240GB	PASS	11877
2	SM2.0 Source		PASS	4101
3	HDR/SM3.0 Source		PASS	4484
4	CPU Source		PASS	12023

Windows 10 64-bit

Item	Weighted Suite	Test Environment	Result	Remark
1	3DMARK Source	Intel(R) Core(TM) i7-8700 3.2GHz Crucial CT16G4DFF8266.C16FD1 16GB*2 INTEL SSDSC2BW240A4 240GB	PASS	11842
2	SM2.0 Source		PASS	4088
3	HDR/SM3.0 Source		PASS	4475
4	CPU Source		PASS	11909

Windows 10 64-bit

Item	Weighted Suite	Test Environment	Result	Remark
1	3DMARK Source	Intel(R) Core(TM) i5-8500 3.0GHz Kingston KVR26N19D8/16 16GB*2 (Micron 7VH75D9VHP) INTEL SSDSC2BW240A4 240GB	PASS	11105
2	SM2.0 Source		PASS	3847
3	HDR/SM3.0 Source		PASS	4246
4	CPU Source		PASS	9961

Windows 10 64-bit

Item	Weighted Suite	Test Environment	Result	Remark
1	3DMARK Source	Intel(R) Core(TM) i5-8500 3.0GHz Crucial CT16G4DFF8266.C16FD1 16GB*2 INTEL SSDSC2BW240A4 240GB	PASS	11114
2	SM2.0 Source		PASS	3846
3	HDR/SM3.0 Source		PASS	4249
4	CPU Source		PASS	10041

Windows 10 64-bit

Item	Weighted Suite	Test Environment	Result	Remark
1	3DMARK Source	Intel(R) Core(TM) i3-8100 3.6GHz Kingston KVR26N19D8/16 16GB*2 (Micron 7VH75D9VHP) INTEL SSDSC2BW240A4 240GB	PASS	10439
2	SM2.0 Source		PASS	3665
3	HDR/SM3.0 Source		PASS	4097
4	CPU Source		PASS	7329

Windows 10 64-bit

Item	Weighted Suite	Test Environment	Result	Remark
1	3DMARK Source	Intel(R) Core(TM) i3-8100 3.6GHz Crucial CT16G4DFF8266.C16FD1 16GB*2 INTEL SSDSC2BW240A4 240GB	PASS	10399
2	SM2.0 Source		PASS	3682
3	HDR/SM3.0 Source		PASS	4048
4	CPU Source		PASS	7318

Windows 10 64-bit

Item	Weighted Suite	Test Environment	Result	Remark
1	3DMARK Source	Intel(R) Pentium(R) Gold G5400 3.7GHz	PASS	6798
2	SM2.0 Source	Kingston KVR26N19D8/16 16GB*2	PASS	2455
3	HDR/SM3.0 Source	(Micron 7VH75D9VHP) INTEL SSDSC2BW240A4	PASS	2554
4	CPU Source	240GB	PASS	5278

Windows 10 64-bit

Item	Weighted Suite	Test Environment	Result	Remark
1	3DMARK Source	Intel(R) Pentium(R) Gold G5400 3.7GHz	PASS	6786
2	SM2.0 Source	Crucial CT16G4DFF8266.C16FD1	PASS	2480
3	HDR/SM3.0 Source	16GB*2 INTEL SSDSC2BW240A4	PASS	2521
4	CPU Source	240GB	PASS	5268

Windows 10 64-bit

Item	Weighted Suite	Test Environment	Result	Remark
1	3DMARK Source	Intel(R) Celeron(R) G4900 3.1GHz Kingston KVR26N19D8/16 16GB*2 (Micron 7VH75D9VHP) INTEL SSDSC2BW240A4 240GB	PASS	6470
2	SM2.0 Source		PASS	2402
3	HDR/SM3.0 Source		PASS	2516
4	CPU Source		PASS	3678

Windows 10 64-bit

Item	Weighted Suite	Test Environment	Result	Remark
1	3DMARK Source	Intel(R) Celeron(R) G4900 3.1GHz Crucial CT16G4DFF8266.C16FD1 16GB*2 INTEL SSDSC2BW240A4 240GB	PASS	6452
2	SM2.0 Source		PASS	2406
3	HDR/SM3.0 Source		PASS	2500
4	CPU Source		PASS	3663

5.3 3D MARK VANTAGE

Windows 10 64-bit

Item	Weighted Suite	Test Environment	Result	Remark
1	3DMARK SCORE	Intel(R) Core(TM) i7-8700 3.2GHz Kingston KVR26N19D8/16 16GB*2 (Micron 7VH75D9VHP) INTEL SSDSC2BW240A4 240GB	PASS	P8674
2	GPU SCORE		PASS	6812
3	CPU SCORE		PASS	48188

Windows 10 64-bit

Item	Weighted Suite	Test Environment	Result	Remark
1	3DMARK SCORE	Intel(R) Core(TM) i7-8700 3.2GHz Crucial CT16G4DFF8266.C16FD1 16GB*2 INTEL SSDSC2BW240A4 240GB	PASS	P8799
2	GPU SCORE		PASS	6910
3	CPU SCORE		PASS	48837

Windows 10 64-bit

Item	Weighted Suite	Test Environment	Result	Remark
1	3DMARK SCORE	Intel(R) Core(TM) i5-8500 3.0GHz Kingston KVR26N19D8/16 16GB*2 (Micron 7VH75D9VHP) INTEL SSDSC2BW240A4 240GB	PASS	P8123
2	GPU SCORE		PASS	6462
3	CPU SCORE		PASS	35473

Windows 10 64-bit

Item	Weighted Suite	Test Environment	Result	Remark
1	3DMARK SCORE	Intel(R) Core(TM) i5-8500 3.0GHz Crucial CT16G4DFF8266.C16FD1 16GB*2 INTEL SSDSC2BW240A4 240GB	PASS	P8096
2	GPU SCORE		PASS	6442
3	CPU SCORE		PASS	35241

Windows 10 64-bit

Item	Weighted Suite	Test Environment	Result	Remark
1	3DMARK SCORE	Intel(R) Core(TM) i3-8100 3.6GHz Kingston KVR26N19D8/16 16GB*2 (Micron 7VH75D9VHP) INTEL SSDSC2BW240A4 240GB	PASS	P7452
2	GPU SCORE		PASS	6112
3	CPU SCORE		PASS	21753

Windows 10 64-bit

Item	Weighted Suite	Test Environment	Result	Remark
1	3DMARK SCORE	Intel(R) Core(TM) i3-8100 3.6GHz Crucial CT16G4DFF8266.C16FD1 16GB*2 INTEL SSDSC2BW240A4 240GB	PASS	P7479
2	GPU SCORE		PASS	6140
3	CPU SCORE		PASS	21630

Windows 10 64-bit

Item	Weighted Suite	Test Environment	Result	Remark
1	3DMARK SCORE	Intel(R) Pentium(R) Gold G5400 3.7GHz Kingston KVR26N19D8/16 16GB*2 (Micron 7VH75D9VHP) INTEL SSDSC2BW240A4 240GB	PASS	P4428
2	GPU SCORE		PASS	3594
3	CPU SCORE		PASS	14591

Windows 10 64-bit

Item	Weighted Suite	Test Environment	Result	Remark
1	3DMARK SCORE	Intel(R) Pentium(R) Gold G5400 3.7GHz Crucial CT16G4DFF8266.C16FD1 16GB*2 INTEL SSDSC2BW240A4 240GB	PASS	P4406
2	GPU SCORE		PASS	3575
3	CPU SCORE		PASS	14548

Windows 10 64-bit

Item	Weighted Suite	Test Environment	Result	Remark
1	3DMARK SCORE	Intel(R) Celeron(R) G4900 3.1GHz Kingston KVR26N19D8/16 16GB*2 (Micron 7VH75D9VHP) INTEL SSDSC2BW240A4 240GB	PASS	P4166
2	GPU SCORE		PASS	3546
3	CPU SCORE		PASS	8756

Windows 10 64-bit

Item	Weighted Suite	Test Environment	Result	Remark
1	3DMARK SCORE	Intel(R) Celeron(R) G4900 3.1GHz Crucial CT16G4DFF8266.C16FD1 16GB*2 INTEL SSDSC2BW240A4 240GB	PASS	P4192
2	GPU SCORE		PASS	3559
3	CPU SCORE		PASS	8989

5.4 3D MARK 11

Windows 10 64-bit

Item	Weighted Suite	Test Environment	Result	Remark
1	3DMARK SCORE	Intel(R) Core(TM) i7-8700 3.2GHz Kingston KVR26N19D8/16 16GB*2 (Micron 7VH75D9VHP) INTEL SSDSC2BW240A4 240GB	PASS	P2362
2	Graphics SCORE		PASS	2042
3	Physics SCORE		PASS	13125
4	Combined SCORE		PASS	2248

Windows 10 64-bit

Item	Weighted Suite	Test Environment	Result	Remark
1	3DMARK SCORE	Intel(R) Core(TM) i7-8700 3.2GHz Crucial CT16G4DFF8266.C16FD1 16GB*2 INTEL SSDSC2BW240A4 240GB	PASS	P2363
2	Graphics SCORE		PASS	2043
3	Physics SCORE		PASS	13054
4	Combined SCORE		PASS	2251

Windows 10 64-bit

Item	Weighted Suite	Test Environment	Result	Remark
1	3DMARK SCORE	Intel(R) Core(TM) i5-8500 3.0GHz Kingston KVR26N19D8/16 16GB*2 (Micron 7VH75D9VHP) INTEL SSDSC2BW240A4 240GB	PASS	P2183
2	Graphics SCORE		PASS	1892
3	Physics SCORE		PASS	10776
4	Combined SCORE		PASS	2097

Windows 10 64-bit

Item	Weighted Suite	Test Environment	Result	Remark
1	3DMARK SCORE	Intel(R) Core(TM) i5-8500 3.0GHz Crucial CT16G4DFF8266.C16FD1 16GB*2 INTEL SSDSC2BW240A4 240GB	PASS	P2183
2	Graphics SCORE		PASS	1891
3	Physics SCORE		PASS	10942
4	Combined SCORE		PASS	2102

Windows 10 64-bit

Item	Weighted Suite	Test Environment	Result	Remark
1	3DMARK SCORE	Intel(R) Core(TM) i3-8100 3.6GHz Kingston KVR26N19D8/16 16GB*2 (Micron 7VH75D9VHP) INTEL SSDSC2BW240A4 240GB	PASS	P2110
2	Graphics SCORE		PASS	1855
3	Physics SCORE		PASS	7812
4	Combined SCORE		PASS	1989

Windows 10 64-bit

Item	Weighted Suite	Test Environment	Result	Remark
1	3DMARK SCORE	Intel(R) Core(TM) i3-8100 3.6GHz Crucial CT16G4DFF8266.C16FD1 16GB*2 INTEL SSDSC2BW240A4 240GB	PASS	P2108
2	Graphics SCORE		PASS	1855
3	Physics SCORE		PASS	7718
4	Combined SCORE		PASS	1978

Windows 10 64-bit

Item	Weighted Suite	Test Environment	Result	Remark
1	3DMARK SCORE	Intel(R) Pentium(R) Gold G5400 3.7GHz Kingston KVR26N19D8/16 16GB*2 (Micron 7VH75D9VHP) INTEL SSDSC2BW240A4 240GB	PASS	P1225
2	Graphics SCORE		PASS	1056
3	Physics SCORE		PASS	5732
4	Combined SCORE		PASS	1261

Windows 10 64-bit

Item	Weighted Suite	Test Environment	Result	Remark
1	3DMARK SCORE	Intel(R) Pentium(R) Gold G5400 3.7GHz Crucial CT16G4DFF8266.C16FD1 16GB*2 INTEL SSDSC2BW240A4 240GB	PASS	P1227
2	Graphics SCORE		PASS	1058
3	Physics SCORE		PASS	5705
4	Combined SCORE		PASS	1262

Windows 10 64-bit

Item	Weighted Suite	Test Environment	Result	Remark
1	3DMARK SCORE	Intel(R) Celeron(R) G4900 3.1GHz Kingston KVR26N19D8/16 16GB*2 (Micron 7VH75D9VHP) INTEL SSDSC2BW240A4 240GB	PASS	P1212
2	Graphics SCORE		PASS	1067
3	Physics SCORE		PASS	3479
4	Combined SCORE		PASS	1270

Windows 10 64-bit

Item	Weighted Suite	Test Environment	Result	Remark
1	3DMARK SCORE	Intel(R) Celeron(R) G4900 3.1GHz Crucial CT16G4DFF8266.C16FD1 16GB*2 INTEL SSDSC2BW240A4 240GB	PASS	P1205
2	Graphics SCORE		PASS	1061
3	Physics SCORE		PASS	3450
4	Combined SCORE		PASS	1261

5.5 3D MARK

Windows 10 64-bit

Item	Weighted Suite	Test Environment	Result	Remark
1	Time Spy	Intel(R) Core(TM) i7-8700 3.2GHz Kingston KVR26N19D8/16 16GB*2 (Micron 7VH75D9VHP) INTEL SSDSC2BW240A4 240GB	PASS	518
2	Graphics SCORE		PASS	446
3	CPU SCORE		PASS	6242

Windows 10 64-bit

Item	Weighted Suite	Test Environment	Result	Remark
1	Time Spy	Intel(R) Core(TM) i7-8700 3.2GHz Crucial CT16G4DFF8266.C16FD1 16GB*2 INTEL SSDSC2BW240A4 240GB	PASS	519
2	Graphics SCORE		PASS	447
3	CPU SCORE		PASS	6287

Windows 10 64-bit

Item	Weighted Suite	Test Environment	Result	Remark
1	Time Spy	Intel(R) Core(TM) i5-8500 3.0GHz Kingston KVR26N19D8/16 16GB*2 (Micron 7VH75D9VHP) INTEL SSDSC2BW240A4 240GB	PASS	479
2	Graphics SCORE		PASS	414
3	CPU SCORE		PASS	4955

Windows 10 64-bit

Item	Weighted Suite	Test Environment	Result	Remark
1	Time Spy	Intel(R) Core(TM) i5-8500 3.0GHz Crucial CT16G4DFF8266.C16FD1 16GB*2 INTEL SSDSC2BW240A4 240GB	PASS	482
2	Graphics SCORE		PASS	416
3	CPU SCORE		PASS	4962

Windows 10 64-bit

Item	Weighted Suite	Test Environment	Result	Remark
1	Time Spy	Intel(R) Core(TM) i3-8100 3.6GHz Kingston KVR26N19D8/16 16GB*2 (Micron 7VH75D9VHP) INTEL SSDSC2BW240A4 240GB	PASS	459
2	Graphics SCORE		PASS	398
3	CPU SCORE		PASS	3530

Windows 10 64-bit

Item	Weighted Suite	Test Environment	Result	Remark
1	Time Spy	Intel(R) Core(TM) i3-8100 3.6GHz Crucial CT16G4DFF8266.C16FD1 16GB*2 INTEL SSDSC2BW240A4 240GB	PASS	457
2	Graphics SCORE		PASS	397
3	CPU SCORE		PASS	3511

Windows 10 64-bit

Item	Weighted Suite	Test Environment	Result	Remark
1	Time Spy	Intel(R) Pentium(R) Gold G5400 3.7GHz Kingston KVR26N19D8/16 16GB*2 (Micron 7VH75D9VHP) INTEL SSDSC2BW240A4 240GB	PASS	258
2	Graphics SCORE		PASS	223
3	CPU SCORE		PASS	2390

Windows 10 64-bit

Item	Weighted Suite	Test Environment	Result	Remark
1	Time Spy	Intel(R) Pentium(R) Gold G5400 3.7GHz Crucial CT16G4DFF8266.C16FD1 16GB*2 INTEL SSDSC2BW240A4 240GB	PASS	258
2	Graphics SCORE		PASS	223
3	CPU SCORE		PASS	2382

Windows 10 64-bit

Item	Weighted Suite	Test Environment	Result	Remark
1	Time Spy	Intel(R) Celeron(R) G4900 3.1GHz Kingston KVR26N19D8/16 16GB*2 (Micron 7VH75D9VHP) INTEL SSDSC2BW240A4 240GB	PASS	254
2	Graphics SCORE		PASS	222
3	CPU SCORE		PASS	1562

Windows 10 64-bit

Item	Weighted Suite	Test Environment	Result	Remark
1	Time Spy	Intel(R) Celeron(R) G4900 3.1GHz Crucial CT16G4DFF8266.C16FD1 16GB*2 INTEL SSDSC2BW240A4 240GB	PASS	253
2	Graphics SCORE		PASS	221
3	CPU SCORE		PASS	1548

5.6 PC MARK2005

Test Environment
Intel(R) Core(TM) i7-8700 3.2GHz Kingston KVR26N19D8/16 16GB*2 (Micron 7VH75D9VHP) INTEL SSDSC2BW240A4 240GB

Windows 10 64-bit

Item	Weighted Suite	Result	Remark
1	PCMark Source	PASS	N/A
2	CPU Source	PASS	18628
3	Memory Source	PASS	15988
4	Graphic Source	PASS	5979
5	HDD Source	PASS	34910

Test Environment
Intel(R) Core(TM) i7-8700 3.2GHz Crucial CT16G4DFF8266.C16FD1 16GB*2 INTEL SSDSC2BW240A4 240GB

Windows 10 64-bit

Item	Weighted Suite	Result	Remark
1	PCMark Source	PASS	N/A
2	CPU Source	PASS	18628
3	Memory Source	PASS	15748
4	Graphic Source	PASS	5920
5	HDD Source	PASS	38921

Test Environment
Intel(R) Core(TM) i5-8500 3.0GHz Kingston KVR26N19D8/16 16GB*2 (Micron 7VH75D9VHP) INTEL SSDSC2BW240A4 240GB

Windows 10 64-bit

Item	Weighted Suite	Result	Remark
1	PCMark Source	PASS	N/A
2	CPU Source	PASS	16690
3	Memory Source	PASS	13249
4	Graphic Source	PASS	5702
5	HDD Source	PASS	41539

Test Environment
Intel(R) Core(TM) i5-8500 3.0GHz Crucial CT16G4DFF8266.C16FD1 16GB*2 INTEL SSDSC2BW240A4 240GB

Windows 10 64-bit

Item	Weighted Suite	Result	Remark
1	PCMark Source	PASS	N/A
2	CPU Source	PASS	16761
3	Memory Source	PASS	12928
4	Graphic Source	PASS	5965
5	HDD Source	PASS	38575

Test Environment
Intel(R) Core(TM) i3-8100 3.6GHz Kingston KVR26N19D8/16 16GB*2 (Micron 7VH75D9VHP) INTEL SSDSC2BW240A4 240GB

Windows 10 64-bit

Item	Weighted Suite	Result	Remark
1	PCMark Source	PASS	N/A
2	CPU Source	PASS	14047
3	Memory Source	PASS	11028
4	Graphic Source	PASS	5528
5	HDD Source	PASS	41176

Test Environment
Intel(R) Core(TM) i3-8100 3.6GHz Crucial CT16G4DFF8266.C16FD1 16GB*2 INTEL SSDSC2BW240A4 240GB

Windows 10 64-bit

Item	Weighted Suite	Result	Remark
1	PCMark Source	PASS	N/A
2	CPU Source	PASS	15166
3	Memory Source	PASS	10713
4	Graphic Source	PASS	5666
5	HDD Source	PASS	40375

Test Environment
Intel(R) Pentium(R) Gold G5400 3.7GHz Kingston KVR26N19D8/16 16GB*2 (Micron 7VH75D9VHP) INTEL SSDSC2BW240A4 240GB

Windows 10 64-bit

Item	Weighted Suite	Result	Remark
1	PCMark Source	PASS	N/A
2	CPU Source	PASS	11239
3	Memory Source	PASS	10679
4	Graphic Source	PASS	4549
5	HDD Source	PASS	40010

Test Environment
Intel(R) Pentium(R) Gold G5400 3.7GHz Crucial CT16G4DFF8266.C16FD1 16GB*2 INTEL SSDSC2BW240A4 240GB

Windows 10 64-bit

Item	Weighted Suite	Result	Remark
1	PCMark Source	PASS	N/A
2	CPU Source	PASS	11184
3	Memory Source	PASS	10698
4	Graphic Source	PASS	4549
5	HDD Source	PASS	40679

Test Environment
Intel(R) Celeron(R) G4900 3.1GHz Kingston KVR26N19D8/16 16GB*2 (Micron 7VH75D9VHP)) INTEL SSDSC2BW240A4 240GB

Windows 10 64-bit

Item	Weighted Suite	Result	Remark
1	PCMark Source	PASS	N/A
2	CPU Source	PASS	10254
3	Memory Source	PASS	8787
4	Graphic Source	PASS	4611
5	HDD Source	PASS	40125

Test Environment
Intel(R) Celeron(R) G4900 3.1GHz Crucial CT16G4DFF8266.C16FD1 16GB*2 INTEL SSDSC2BW240A4 240GB

Windows 10 64-bit

Item	Weighted Suite	Result	Remark
1	PCMark Source	PASS	N/A
2	CPU Source	PASS	10237
3	Memory Source	PASS	8795
4	Graphic Source	PASS	4604
5	HDD Source	PASS	39345

5.7 PC MARK 7

Windows 10 64-bit

Weighted Suite	Test Environment	Result	Remark
PCMARK 7 Scores	Intel(R) Core(TM) i7-8700 3.2GHz Kingston KVR26N19S8/8 8GB*2 (Micron 7VH75D9VHP) INTEL SSDSC2BW240A4 240GB	PASS	7025

Windows 10 64-bit

Weighted Suite	Test Environment	Result	Remark
PCMARK 7 Scores	Intel(R) Core(TM) i7-8700 3.2GHz Crucial CT16G4DFF8266.C16FD1 16GB*2 INTEL SSDSC2BW240A4 240GB	PASS	7057

Windows 10 64-bit

Weighted Suite	Test Environment	Result	Remark
PCMARK 7 Scores	Intel(R) Core(TM) i5-8500 3.0GHz Kingston KVR26N19S8/8 8GB*2 (Micron 7VH75D9VHP) INTEL SSDSC2BW240A4 240GB	PASS	6827

Windows 10 64-bit

Weighted Suite	Test Environment	Result	Remark
PCMARK 7 Scores	Intel(R) Core(TM) i5-8500 3.0GHz Crucial CT16G4DFF8266.C16FD1 16GB*2 INTEL SSDSC2BW240A4 240GB	PASS	6822

Windows 10 64-bit

Weighted Suite	Test Environment	Result	Remark
PCMARK 7 Scores	Intel(R) Core(TM) i3-8100 3.6GHz Kingston KVR26N19S8/8 8GB*2 (Micron 7VH75D9VHP) INTEL SSDSC2BW240A4 240GB	PASS	6574

Windows 10 64-bit

Weighted Suite	Test Environment	Result	Remark
PCMARK 7 Scores	Intel(R) Core(TM) i3-8100 3.6GHz Crucial CT16G4DFF8266.C16FD1 16GB*2 INTEL SSDSC2BW240A4 240GB	PASS	6567

Windows 10 64-bit

Weighted Suite	Test Environment	Result	Remark
PCMARK 7 Scores	Intel(R) Pentium(R) Gold G5400 3.7GHz Kingston KVR26N19S8/8 8GB*2 (Micron 7VH75D9VHP) INTEL SSDSC2BW240A4 240GB	PASS	6018

Windows 10 64-bit

Weighted Suite	Test Environment	Result	Remark
PCMARK 7 Scores	Intel(R) Pentium(R) Gold G5400 3.7GHz Crucial CT16G4DFF8266.C16FD1 16GB*2 INTEL SSDSC2BW240A4 240GB	PASS	6032

Windows 10 64-bit

Weighted Suite	Test Environment	Result	Remark
PCMARK 7 Scores	Intel(R) Celeron(R) G4900 3.1GHz Kingston KVR26N19S8/8 8GB*2 (Micron 7VH75D9VHP) INTEL SSDSC2BW240A4 240GB	PASS	5566

Windows 10 64-bit

Weighted Suite	Test Environment	Result	Remark
PCMARK 7 Scores	Intel(R) Celeron(R) G4900 3.1GHz Crucial CT16G4DFF8266.C16FD1 16GB*2 INTEL SSDSC2BW240A4 240GB	PASS	5305

5.8 PC MARK10

Test Environment
Intel(R) Core(TM) i7-8700 3.2GHz Kingston KVR26N19S8/8 8GB*2 (Micron 7VH75D9VHP) INTEL SSDSC2BW240A4 240GB

Windows 10 64-bit

Item	Weighted Suite	Result	Remark
1	PCMark Scores	PASS	4471
2	Essentials	PASS	9046
3	Productivity	PASS	7125
4	Digital Content Creation	PASS	3763

Test Environment
Intel(R) Core(TM) i7-8700 3.2GHz Crucial CT16G4DFF8266.C16FD1 16GB*2 INTEL SSDSC2BW240A4 240GB

Windows 10 64-bit

Item	Weighted Suite	Result	Remark
1	PCMark Scores	PASS	4416
2	Essentials	PASS	8965
3	Productivity	PASS	6918
4	Digital Content Creation	PASS	3770

Test Environment
Intel(R) Core(TM) i5-8500 3.0GHz Kingston KVR26N19S8/8 8GB*2 (Micron 7VH75D9VHP) INTEL SSDSC2BW240A4 240GB

Windows 10 64-bit

Item	Weighted Suite	Result	Remark
1	PCMark Scores	PASS	4175
2	Essentials	PASS	8622
3	Productivity	PASS	6682
4	Digital Content Creation	PASS	3429

Test Environment
Intel(R) Core(TM) i5-8500 3.0GHz Crucial CT16G4DFF8266.C16FD1 16GB*2 INTEL SSDSC2BW240A4 240GB

Windows 10 64-bit

Item	Weighted Suite	Result	Remark
1	PCMark Scores	PASS	4188
2	Essentials	PASS	8660
3	Productivity	PASS	6733
4	Digital Content Creation	PASS	3420

Test Environment
Intel(R) Core(TM) i3-8100 3.6GHz Kingston KVR26N19S8/8 8GB*2 (Micron 7VH75D9VHP) INTEL SSDSC2BW240A4 240GB

Windows 10 64-bit

Item	Weighted Suite	Result	Remark
1	PCMark Scores	PASS	3764
2	Essentials	PASS	8030
3	Productivity	PASS	6153
4	Digital Content Creation	PASS	2929

Test Environment
Intel(R) Core(TM) i3-8100 3.6GHz Crucial CT16G4DFF8266.C16FD1 16GB*2 INTEL SSDSC2BW240A4 240GB

Windows 10 64-bit

Item	Weighted Suite	Result	Remark
1	PCMark Scores	PASS	3788
2	Essentials	PASS	8066
3	Productivity	PASS	6228
4	Digital Content Creation	PASS	2938

Test Environment
Intel(R) Pentium(R) Gold G5400 3.7GHz Kingston KVR26N19S8/8 8GB*2 (Micron 7VH75D9VHP) INTEL SSDSC2BW240A4 240GB

Windows 10 64-bit

Item	Weighted Suite	Result	Remark
1	PCMark Scores	PASS	3262
2	Essentials	PASS	7545
3	Productivity	PASS	6105
4	Digital Content Creation	PASS	2046

Test Environment
Intel(R) Pentium(R) Gold G5400 3.7GHz Crucial CT16G4DFF8266.C16FD1 16GB*2 INTEL SSDSC2BW240A4 240GB

Windows 10 64-bit

Item	Weighted Suite	Result	Remark
1	PCMark Scores	PASS	3272
2	Essentials	PASS	7590
3	Productivity	PASS	6126
4	Digital Content Creation	PASS	2045

Test Environment
Intel(R) Celeron(R) G4900 3.1GHz Kingston KVR26N19S8/8 8GB*2 (Micron 7VH75D9VHP) INTEL SSDSC2BW240A4 240GB

Windows 10 64-bit

Item	Weighted Suite	Result	Remark
1	PCMark Scores	PASS	2822
2	Essentials	PASS	6470
3	Productivity	PASS	5278
4	Digital Content Creation	PASS	1786

Test Environment
Intel(R) Celeron(R) G4900 3.1GHz Crucial CT16G4DFF8266.C16FD1 16GB*2 INTEL SSDSC2BW240A4 240GB

Windows 10 64-bit

Item	Weighted Suite	Result	Remark
1	PCMark Scores	PASS	2811
2	Essentials	PASS	6436
3	Productivity	PASS	5262
4	Digital Content Creation	PASS	1781

5.9 PerformanceTest 9.0

Windows 10 64-bit

Item	Weighted Suite	Test Environment	Result	Remark
1	PassMark Rating	Intel(R) Core(TM) i7-8700 3.2GHz Kingston KVR26N19S8/8 8GB*2 (Micron 7VH75D9VHP) INTEL SSDSC2BW240A4 240GB	PASS	4624.3
2	CPU Mark		PASS	16701.2
3	2D Graphics Mark		PASS	893.5
4	3D Graphics Mark		PASS	1441.8
5	Memory Mark		PASS	3392.2
6	Disk Mark		PASS	4416.0

Windows 10 64-bit

Item	Weighted Suite	Test Environment	Result	Remark
1	PassMark Rating	Intel(R) Core(TM) i7-8700 3.2GHz Crucial CT16G4DFF8266.C16FD1 16GB*2 INTEL SSDSC2BW240A4 240GB	PASS	4574.1
2	CPU Mark		PASS	16685.9
3	2D Graphics Mark		PASS	866.7
4	3D Graphics Mark		PASS	1441.2
5	Memory Mark		PASS	3380.3
6	Disk Mark		PASS	4412.6

Windows 10 64-bit

Item	Weighted Suite	Test Environment	Result	Remark
1	PassMark Rating	Intel(R) Core(TM) i5-8500 3.0GHz Kingston KVR26N19S8/8 8GB*2 (Micron 7VH75D9VHP) INTEL SSDSC2BW240A4 240GB	PASS	4276.3
2	CPU Mark		PASS	13194.9
3	2D Graphics Mark		PASS	880.7
4	3D Graphics Mark		PASS	1336.8
5	Memory Mark		PASS	3205.8
6	Disk Mark		PASS	4072.8

Windows 10 64-bit

Item	Weighted Suite	Test Environment	Result	Remark
1	PassMark Rating	Intel(R) Core(TM) i5-8500 3.0GHz Crucial CT16G4DFF8266.C16FD1 16GB*2 INTEL SSDSC2BW240A4 240GB	PASS	4236.4
2	CPU Mark		PASS	13033.3
3	2D Graphics Mark		PASS	881.9
4	3D Graphics Mark		PASS	1338.4
5	Memory Mark		PASS	2947.6
6	Disk Mark		PASS	4249.4

Windows 10 64-bit

Item	Weighted Suite	Test Environment	Result	Remark
1	PassMark Rating	Intel(R) Core(TM) i3-8100 3.6GHz Kingston KVR26N19S8/8 8GB*2 (Micron 7VH75D9VHP) INTEL SSDSC2BW240A4 240GB	PASS	3768.5
2	CPU Mark		PASS	8745.0
3	2D Graphics Mark		PASS	815.3
4	3D Graphics Mark		PASS	1285.3
5	Memory Mark		PASS	2735.2
6	Disk Mark		PASS	4395.0

Windows 10 64-bit

Item	Weighted Suite	Test Environment	Result	Remark
1	PassMark Rating	Intel(R) Core(TM) i3-8100 3.6GHz Crucial CT16G4DFF8266.C16FD1 16GB*2 INTEL SSDSC2BW240A4 240GB	PASS	3765.1
2	CPU Mark		PASS	8769.3
3	2D Graphics Mark		PASS	815.4
4	3D Graphics Mark		PASS	1283.6
5	Memory Mark		PASS	2713.8
6	Disk Mark		PASS	4395.2

Windows 10 64-bit

Item	Weighted Suite	Test Environment	Result	Remark
1	PassMark Rating	Intel(R) Pentium(R) Gold G5400 3.7GHz Kingston KVR26N19S8/8 8GB*2 (Micron 7VH75D9VHP) INTEL SSDSC2BW240A4 240GB	PASS	3004.9
2	CPU Mark		PASS	5510.1
3	2D Graphics Mark		PASS	758.5
4	3D Graphics Mark		PASS	889.5
5	Memory Mark		PASS	2734.2
6	Disk Mark		PASS	4339.3

Windows 10 64-bit

Item	Weighted Suite	Test Environment	Result	Remark
1	PassMark Rating	Intel(R) Pentium(R) Gold G5400 3.7GHz Crucial CT16G4DFF8266.C16FD1 16GB*2 INTEL SSDSC2BW240A4 240GB	PASS	2991.2
2	CPU Mark		PASS	5450.5
3	2D Graphics Mark		PASS	756.8
4	3D Graphics Mark		PASS	887.6
5	Memory Mark		PASS	2729.3
6	Disk Mark		PASS	4326.4

Windows 10 64-bit

Item	Weighted Suite	Test Environment	Result	Remark
1	PassMark Rating	Intel(R) Celeron(R) G4900 3.1GHz Kingston KVR26N19S8/8 8GB*2 (Micron 7VH75D9VHP) INTEL SSDSC2BW240A4 240GB	PASS	2498.4
2	CPU Mark		PASS	3487.8
3	2D Graphics Mark		PASS	681.5
4	3D Graphics Mark		PASS	880.0
5	Memory Mark		PASS	2497.1
6	Disk Mark		PASS	4321.4

Windows 10 64-bit

Item	Weighted Suite	Test Environment	Result	Remark
1	PassMark Rating	Intel(R) Celeron(R) G4900 3.1GHz Crucial CT16G4DFF8266.C16FD1 16GB*2 INTEL SSDSC2BW240A4 240GB	PASS	2474.1
2	CPU Mark		PASS	3448.9
3	2D Graphics Mark		PASS	671.1
4	3D Graphics Mark		PASS	878.8
5	Memory Mark		PASS	2475.0
6	Disk Mark		PASS	4268.5

5.10 Storage Performance

5.10.1 HDD

Test environment:

OS Windows 10 64bit

Program: HD Tune

HDD Model	Interface	Capacity	Average	Burst Rate	Access Time
INTEL SSDSC2BW240A4	SSD	240 GB	268.3 MB/sec	227.2 MB/sec	0.179 ms
TOSHIBA DT01ACA200	HDD	2TB	152.5 MB/sec	291.7 MB/sec	15.3 ms
WD 10EALX	HDD	1 TB	97.4 MB/sec	230.6 MB/sec	14.2 ms
WD 10EADS	HDD	1 TB	63.2 MB/sec	144.5 MB/sec	15.2 ms
WD 800BEVS	HDD	80 GB	30.8 MB/sec	77.7 MB/sec	18.8 ms
Kingston DT100G3/32G	USB	32 GB	95.4 MB/sec	37.9 MB/sec	0.259 ms
Kingston DT Hyper X 3.0	USB	63 GB	160.0 MB/sec	156.9 MB/sec	0.527 ms
Crucial_CT 120M500SSD	mSATA	120 GB	272.0 MB/sec	42.6 MB/sec	0.145 ms

5.10.2 DVD-ROM

Test environment:

OS Windows 10 64bit

Program (NERO)

DVD-ROM Model	Interface	Average Speed	Full Read	Burst Rate	DVD
PIONEER DVD DVR-219L	SATA	11.50x	195 ms	42 MB/s	1 - 16 x
ASUS DRW-2D1ST a	SATA	11.3 x	220 ms	35 MB/s	1 - 16 x
ASUS DRW-1814BLT	SATA	8.49 x	181 ms	42 MB/s	1 - 16 x
LITEON iHES312-33 3	SATA	11.29 x	156 ms	37 MB/s	1 - 16 x
Transcend DVD TS8XDVDS-K	USB	2.86 x	308 ms	14 MB/s	1 - 16 x
LITEON DVD eTAU108	USB	5.57 x	208 ms	18 MB/s	1 – 16 x
PIONEER DVD DVR-XD11T	USB	5.80 x	181 ms	20 MB/s	1 - 16 x
ZYNET GT32N A201	USB	5.70 x	213 ms	20 MB/s	1 - 16 x